

SENSOR ROTURA VIDRIO PLUS MAGNETIC SWITCH

GS-380S / GS-380C

GM-390



GM-390

GS-380C

DOUBLE FUNCTION • NEW DESIGN

FEATURES:

- **GM-390 Glass Sensor plus Magnetic Switch - Double Function.** Two in one design to make installation with more convenient and efficient.
- **Piezoelectric Style.**
- **No power is required.**
- **Accurately and effectively detect the strike of glass.**

GS-380S

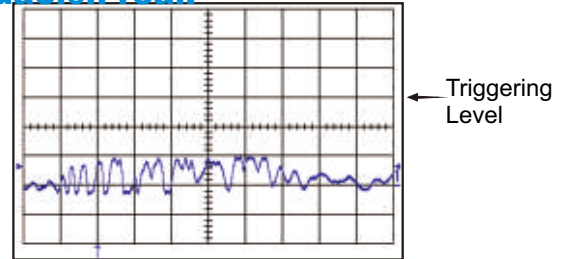
GLASS SENSOR PLUS MAGNETIC SWITCH

GS-380S / GS-380C / GM-390

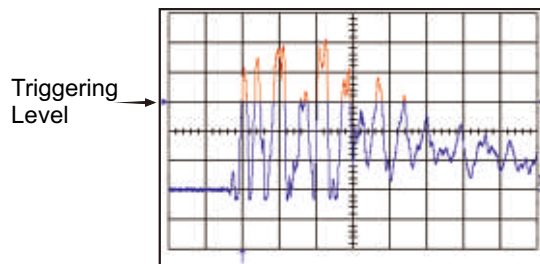


FEATURES:

- Los productos vienen con un diseño superior para un alto rendimiento y una detección eficaz de golpes de vidrio. Los diseños únicos de circuitos y estructuras brindan una mayor estabilidad contra las falsas alarmas causadas por cualquier vibración ambiental.
- Los siguientes diagramas son el registro de la situación real.



■ General environmental vibration (ex. Strong wind, human vibration)

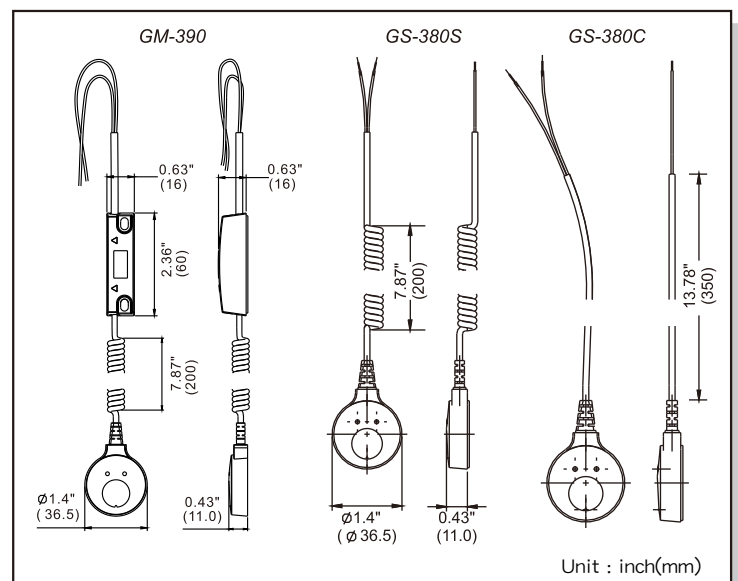


■ The vibration from hard materials knocking on glass surface.

SPECIFICATIONS:

Model	GM-390	GS-380C	GS-380S
Detection Range	Radius of 71" (180cm)		
Detection System	Piezoelectric + Reed	Piezoelectric	
Alarm Period	0.5 sec. ~ 6 sec. (max)		
Alarm Output	Semiconductor Style Switch, Polarity, DC24V /40mA Resistance exceeds 100k ohm when abnormal. Resistance at 13 ohm(max) when normal.		
Operating Temperature			
Mounting Position	Surface of glass materials (Indoor)		
Weight	1.98 oz (56 g)	0.46 oz (13 g)	0.92 oz (26 g)
Dimensions (W x H x T)	Ø1.4" x 0.43" (Ø36.5 x 11mm)		
Wiring / Terminal	Spring Wiring	Cable Wiring	Spring Wiring

DIMENSIONS :



No.CGM-390-0601

✉ ventas@rosarioseguridad.com.ar

☎ +54 9 341 6708000



Avenida Presidente Perón 3998 - Rosario - Santa Fe - Argentina

📷 rosarioseguridadok

📺 Rosario Seguridad

📘 <https://www.facebook.com/groups/591852618012744/>

📞 +54 9 341 6591429